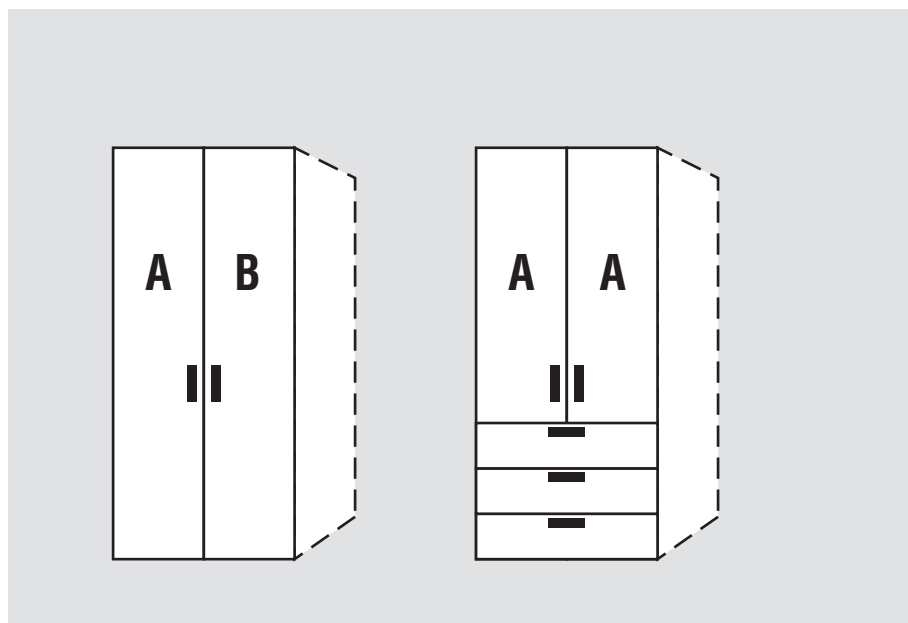









**Planning wardrobes with hinged and folding doors****Hinged door planning wardrobes**Height: **223/240 cm**Depth/internal depth: **62/58 cm**Width: **50-120 cm****Folding door planning wardrobe**Height: **223/240 cm**Depth/internal depth: **62/58 cm**Width: **200 cm****Interior finish imitation birch resp.  
Twist linen look****NEW 2020!****Back panels, 5 mm thick****Wardrobe interior**  
in our **ACCESSORIES** programme**Interior of each  
wardrobe unit  
height 223/240 cm:  
2 shelves  
1 hanging rail**

| 1.+2. Please select the colour of doors A and the colour of doors B:  | 3. Please select the colour of the drawers:   | 5. Please select the body colour:  |
|---|---|--|
| <b>Price group PG 1</b><br><b>P9</b> Polar white<br><b>S9</b> Silk grey<br><b>Y1</b> Frosted terra<br><b>L1</b> Basalt<br><b>Q9</b> Imitation Jackson oak<br><b>M1</b> Imitation Sonoma oak<br><b>B1</b> Imitation platinum oak<br><b>U9</b> Imitation Riviera oak<br><b>A1</b> Imitation macadamia nutwood<br><b>C9</b> Imitation dark chocolate oak | <b>Price group PG 1</b><br><b>P9</b> Polar white<br><b>S9</b> Silk grey<br><b>Y1</b> Frosted terra<br><b>L1</b> Basalt<br><b>Q9</b> Imitation Jackson oak<br><b>M1</b> Imitation Sonoma oak<br><b>B1</b> Imitation platinum oak<br><b>U9</b> Imitation Riviera oak<br><b>A1</b> Imitation macadamia nutwood<br><b>C9</b> Imitation dark chocolate oak | <b>P9</b> Polar white<br><b>S9</b> Silk grey<br><b>Y1</b> Frosted terra<br><b>L1</b> Basalt<br><b>Q9</b> Imitation Jackson oak<br><b>M1</b> Imitation Sonoma oak<br><b>B1</b> Imitation platinum oak<br><b>U9</b> Imitation Riviera oak<br><b>A1</b> Imitation macadamia nutwood<br><b>C9</b> Imitation dark chocolate oak   |
| <b>Price group PG 2</b><br><b>N1</b> Imitation Ristretto nutwood<br><b>G23</b> High-gloss white<br><b>G25</b> High-gloss magnolia<br><b>G28</b> White glass<br><b>G71</b> Glass silk grey<br><b>G76</b> Fango glass<br><b>G98</b> Basalt glass<br><b>G79</b> Crystal mirror<br><b>G57</b> Grey mirror   | <b>Price group PG 2</b><br><b>N1</b> Imitation Ristretto nutwood<br><b>G23</b> High-gloss white<br><b>G25</b> High-gloss magnolia<br><b>G28</b> White glass<br><b>G71</b> Glass silk grey<br><b>G76</b> Fango glass<br><b>G98</b> Basalt glass<br><b>G57</b> Grey mirror  | <b>6. Please select the interior colour:</b><br><b>Z1</b> Imitation birch*<br><b>X1</b> Twist linen look<br><p>*Even when the interior colour imit. birch is selected, the drawers will be supplied with an interior finish in <u>Twist linen look</u>.</p>  |
| <b>Price group PG 3</b><br><b>G129</b> Frosted white glass<br><b>G134</b> Frosted glass silk grey   | <b>Price group PG 3</b><br><b>G129</b> Frosted white glass<br><b>G134</b> Frosted glass silk grey   | <b>7. Please select the handle version and colour:</b><br><p>Handle range see next page</p> <div>     </div> |
|   | <b>4. Please select the type of drawers:</b><br><b>TG</b> Partially extendable drawers (standard)<br><b>VG</b> Fully extendable drawers (for an extra charge)   | <b>148</b> <b>152K</b> <b>153</b> <b>152L</b>  |


**Handle range for wardrobes with hinged and folding doors**

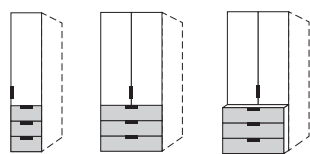
Please specify for all types your choice of handle.

**Handle range 1**

|  |                                    |   |                                      |
|--|------------------------------------|---|--------------------------------------|
|  Can be used for all doors and drawers<br><br>angled handle<br>colour can be selected               | length 25 cm<br><b>Version 148</b> |  Cannot be used for drawers with glass or mirrored front<br><br>rail handle<br>colour can be selected          | length 27 cm<br><b>Version 152K*</b> |
| <b>Please specify for handle version 148 your choice of colour:</b><br><b>Version 301</b> = frosted aluminium<br><b>Version 302</b> = chrome<br><b>Version 322</b> = stainless steel |                                    |  Cannot be used for drawers with glass or mirrored front<br><br>rail handle<br>colour can be selected          | length 27 cm<br><b>Version 153*</b>  |
|  |                                    | <b>*Please specify for handle versions 152K and 153 your choice of colour:</b><br><b>Version 301</b> = frosted aluminium<br><b>Version 302</b> = chrome<br><b>Version 322</b> = stainless steel |                                      |

**Handle range 2 - for an extra charge**

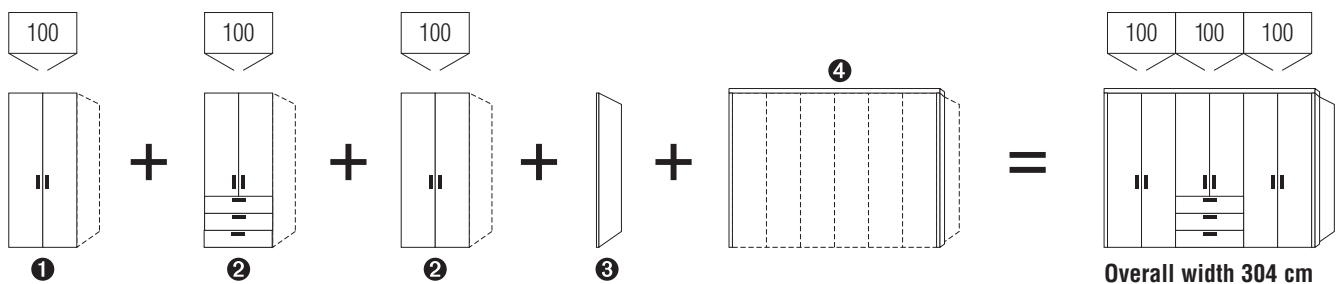
|   |  |  |  |
|---|--|--|--|
|  long rail handle<br>colour can be selected  | length 114 cm**<br><b>Version 152L</b> |  |  |
| <b>Please specify for handle version 152L your choice of colour:</b><br><b>Version 301</b> = frosted aluminium<br><b>Version 302</b> = chrome<br><b>Version 322</b> = stainless steel   |  |  |  |
| <b>**The long rail handle (version 152L) is only available for hinged and folding door units with full-length doors. For short doors and drawers the shorter version of handles (length approx. 27 cm, vers. 152K) is used.</b> |  |  |  |

**Order information for units with drawers****Drawers with glass or mirrored fronts:**

**Drawers with glass or mirrored fronts can only be ordered with handle version 148.** Where this is the case, the wardrobe doors will also be supplied with handle version 148 automatically.

**Planning guides concept me 100**

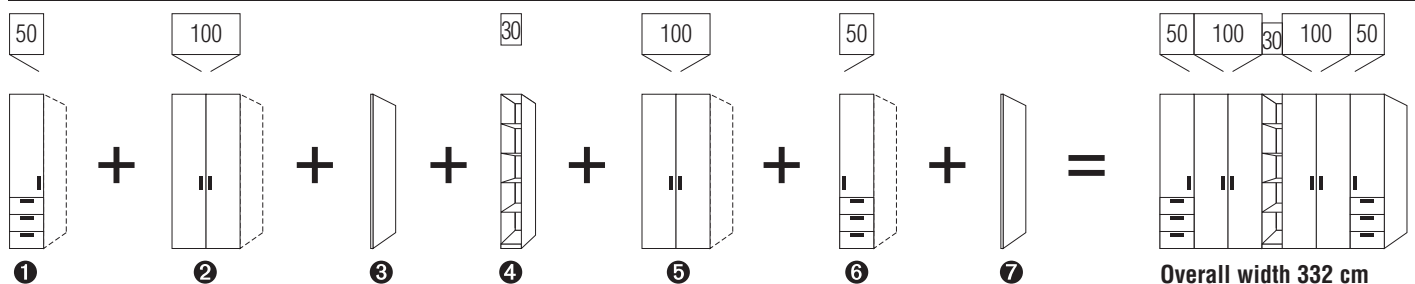
1. A concept me 100 planning wardrobe consists of:
  - ① a starter unit (= including 1 left end panel)
  - ② a given number of add-on units (= including 1 middle side panel)
  - ③ a right end panel and optionally
  - ④ a pelmet with/without passe partout panels (see example no. 1)
2. If your wardrobe combination contains a shelf unit, the combination is interrupted with a right end panel and another basic element begins to the immediate right of the shelf unit (see planning example no. 2).
3. Always plan and order your wardrobe from left to right!

**Planning example no. 1 (without shelf unit)**

Units for the selected combination from left to right:

- ① Starter unit:
- ② Add-on units:
- ③ Right end panel
- ④ Pelmet with passe partout:

100 cm wardrobe without drawers  
 100 cm wardrobe with 3 drawers  
 100 cm wardrobe without drawers  
 for the last wardrobe of the whole unit  
 pelmet with passe partout panels left and right

**Planning example no. 2 (with shelf unit)**

Units for the selected combination from left to right:

- ① Starter unit:
- ② Add-on unit:
- ③ Right end panel
- ④ Shelf unit
- ⑤ Starter unit:
- ⑥ Add-on unit:
- ⑦ Right end panel




50 cm wardrobe with 3 drawers  
 100 cm wardrobe without drawers

100 cm wardrobe without drawers  
 50 cm wardrobe with 3 drawers

For the wide range of colours please refer to the „Programme overview concept me 100“.

Back panels, 5 mm thick

**Width 50 cm**

| Hinged door planning wardrobes  |   | Height 223 cm  | Height 240 cm  | Extra ch. 1                                  | Extra ch. 2                        |  |
|---|---|--|--|--|------------------------------------|--|
| With soft stop<br>Internal depth 58 cm  |   |  |  | for fully<br>extendable DR                   | for handles from<br>handle range 2 |  |
|    | Width 50 cm                                     | <b>W50 H223 D62</b>  | <b>W50 H240 D62</b>                                    |  |                                    |  |
|   | 1 door<br>left hand facing                      | You will find complete wardrobes with/without drawers in our programme concept me 200. |  |  |                                    |  |
|   | <b>Starter unit</b> N°<br><b>Add-on unit</b> N° | <b>75 050 20</b><br><b>75 050 21</b><br>PG 1      PG 2                                 | <b>72 050 20</b><br><b>72 050 21</b><br>PG 1      PG 2 |  | <b>95 601</b>                      |  |
|   |   | PG 3   | PG 3   |  |                                    |  |
|   | Width 50 cm                                     | <b>W50 H223 D62</b>  | <b>W50 H240 D62</b>                                    |  |                                    |  |
|   | 1 door<br>right hand facing                     | You will find complete wardrobes with/without drawers in our programme concept me 200. |  |  |                                    |  |
|   | <b>Starter unit</b> N°<br><b>Add-on unit</b> N° | <b>75 051 20</b><br><b>75 051 21</b><br>PG 1      PG 2                                 | <b>72 051 20</b><br><b>72 051 21</b><br>PG 1      PG 2 |  | <b>95 601</b>                      |  |
|   |   | PG 3   | PG 3   |  |                                    |  |
|  | Right<br>end panel                              | N°   | H223 D60<br>1.6 cm thick<br><b>99 095 60</b>           | H240 D60<br>1.6 cm thick<br><b>99 092 60</b> |                                    |  |
|   |   |  |  |  |                                    |  |
|   |   |  |  |  |                                    |  |
|   |   |  |  |  |                                    |  |

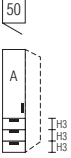
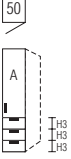

| Price groups      |  |
|-------------------|--|
| Price group PG 1: | Decors   |
| Price group PG 2: | Ristretto nutwood, high-gloss, glossy glasses, crystal mirror, grey mirror |
| Price group PG 3: | Frosted glasses  |

For the wide range of colours please refer to the „Programme overview concept me 100“.

All drawers are partially extendable and self-retracting with soft close effect  
Fully extendable for an extra charge

**Width 50 cm**

Drawer height H3 = approx. 25 cm

| Hinged door planning wardrobes  |  | Height 223 cm  | Height 240 cm                                | Extra ch. 1             | Extra ch. 2                     |  |
|---|--|--|--|-------------------------|---------------------------------|--|
| With soft stop<br>Internal depth 58 cm  |  |  |  | for fully extendable DR | for handles from handle range 2 |  |
|    | <b>Width 50 cm</b>                       | <b>W50 H223 D62</b>  | <b>W50 H240 D62</b>                          |                         |                                 |  |
|   | 1 door<br>left hand facing<br>3 drawers  | You will find complete wardrobes with/without drawers in our programme concept me 200. |  |                         |                                 |  |
| Combination of door and drawers from the <u>same</u> price group                    |  |  |  |                         |                                 |  |
| Starter unit N°   |  | <b>75 050 24</b>   | <b>72 050 24</b>                             | <b>95 713</b>           |                                 |  |
| Add-on unit N°  |  | <b>75 050 25</b>   | <b>72 050 25</b>                             |                         |                                 |  |
|   |  | PG 1 PG 2  | PG 1 PG 2                                    |                         |                                 |  |
|   |  | PG 3   | PG 3   |                         |                                 |  |
| Combination of door and drawers from <u>different</u> price groups                  |  |  |  |                         |                                 |  |
| Starter unit N°   |  | <b>75 050 44</b>   | <b>72 050 44</b>                             | <b>95 713</b>           |                                 |  |
| Add-on unit N°  |  | <b>75 050 45</b>   | <b>72 050 45</b>                             |                         |                                 |  |
| Basic price + extra charge<br>Extra charges see separate table                      |  | Basic price:   | Basic price:                                 |                         |                                 |  |
|  | <b>Width 50 cm</b>                       | <b>W50 H223 D62</b>  | <b>W50 H240 D62</b>                          |                         |                                 |  |
|   | 1 door<br>right hand facing<br>3 drawers | You will find complete wardrobes with/without drawers in our programme concept me 200. |  |                         |                                 |  |
| Combination of door and drawers from the <u>same</u> price group                    |  |  |  |                         |                                 |  |
| Starter unit N°   |  | <b>75 051 24</b>   | <b>72 051 24</b>                             | <b>95 713</b>           |                                 |  |
| Add-on unit N°  |  | <b>75 051 25</b>   | <b>72 051 25</b>                             |                         |                                 |  |
|   |  | PG 1 PG 2  | PG 1 PG 2                                    |                         |                                 |  |
|   |  | PG 3   | PG 3   |                         |                                 |  |
| Combination of door and drawers from <u>different</u> price groups                  |  |  |  |                         |                                 |  |
| Starter unit N°   |  | <b>75 051 44</b>   | <b>72 051 44</b>                             | <b>95 713</b>           |                                 |  |
| Add-on unit N°  |  | <b>75 051 45</b>   | <b>72 051 45</b>                             |                         |                                 |  |
| Basic price + extra charge<br>Extra charges see separate table                      |  | Basic price:   | Basic price:                                 |                         |                                 |  |
|  | <b>Right end panel</b>                   | H223 D60<br>1.6 cm thick<br><b>99 095 60</b>   | H240 D60<br>1.6 cm thick<br><b>99 092 60</b> |                         |                                 |  |
|   | N°                                       |  |  |                         |                                 |  |

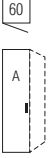
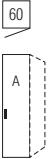

Extra charges for „concept me 100“ wardrobes for a combination of doors and drawers from different price groups:

| Extra charge ...  | in PG 1 | in PG 2 | in PG 3 | Item no. |
|---|---------|---------|---------|----------|
| ... for each short 50 cm resp. 60 cm door above the drawers for height 223 and 240 cm | 0,-     |         |         | 95 689   |
| ... for 50 cm resp. 60 cm drawers (3 pc.)   | 0,-     |         |         | 95 630   |

For the wide range of colours please refer to the „Programme overview concept me 100“.

Back panels, 5 mm thick

**Width 60 cm**

| Hinged door planning wardrobes  |                                   | Height 223 cm  | Height 240 cm  | Extra ch. 1                                  | Extra ch. 2                        |  |
|---|-----------------------------------|--|--|--|------------------------------------|--|
| With soft stop<br>Internal depth 58 cm  |                                   |  |  | for fully<br>extendable DR                   | for handles from<br>handle range 2 |  |
|    | Width 60 cm                       | <b>W60</b> H223 D62  | <b>W60</b> H240 D62                                    |  |                                    |  |
|   | 1 door<br>left hand facing        | You will find complete wardrobes with/without drawers in our programme concept me 200. |  |  |                                    |  |
|   | Starter unit N°<br>Add-on unit N° | <b>75 060 20</b><br><b>75 060 21</b><br>PG 1      PG 2                                 | <b>72 060 20</b><br><b>72 060 21</b><br>PG 1      PG 2 |  | <b>95 601</b>                      |  |
|   |                                   | PG 3   | PG 3   |  |                                    |  |
|   | Width 60 cm                       | <b>W60</b> H223 D62  | <b>W60</b> H240 D62                                    |  |                                    |  |
|   | 1 door<br>right hand facing       | You will find complete wardrobes with/without drawers in our programme concept me 200. |  |  |                                    |  |
|   | Starter unit N°<br>Add-on unit N° | <b>75 061 20</b><br><b>75 061 21</b><br>PG 1      PG 2                                 | <b>72 061 20</b><br><b>72 061 21</b><br>PG 1      PG 2 |  | <b>95 601</b>                      |  |
|   |                                   | PG 3   | PG 3   |  |                                    |  |
|  | Right<br>end panel                | N°   | H223 D60<br>1.6 cm thick<br><b>99 095 60</b>           | H240 D60<br>1.6 cm thick<br><b>99 092 60</b> |                                    |  |
|   |                                   |  |  |  |                                    |  |
|   |                                   |  |  |  |                                    |  |
|   |                                   |  |  |  |                                    |  |

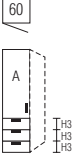
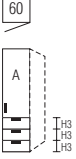

| Price groups      |  |
|-------------------|--|
| Price group PG 1: | Decors   |
| Price group PG 2: | Ristretto nutwood, high-gloss, glossy glasses, crystal mirror, grey mirror |
| Price group PG 3: | Frosted glasses  |

For the wide range of colours please refer to the „Programme overview concept me 100“.

All drawers are partially extendable and self-retracting with soft close effect  
Fully extendable for an extra charge

**Width 60 cm**

Drawer height H3 = approx. 25 cm

| Hinged door planning wardrobes  |  | Height 223 cm  | Height 240 cm                                | Extra ch. 1             | Extra ch. 2                     |  |
|---|--|--|--|-------------------------|---------------------------------|--|
| With soft stop<br>Internal depth 58 cm  |  |  |  | for fully extendable DR | for handles from handle range 2 |  |
|    | <b>Width 60 cm</b>                       | <b>W60 H223 D62</b>  | <b>W60 H240 D62</b>                          |                         |                                 |  |
|   | 1 door<br>left hand facing<br>3 drawers  | You will find complete wardrobes with/without drawers in our programme concept me 200. |  |                         |                                 |  |
| Combination of door and drawers from the <u>same</u> price group                    |  |  |  |                         |                                 |  |
|   | <b>Starter unit</b> N°                   | <b>75 060 24</b>   | <b>72 060 24</b>                             | <b>95 713</b>           |                                 |  |
|   | <b>Add-on unit</b> N°                    | <b>75 060 25</b>   | <b>72 060 25</b>                             |                         |                                 |  |
|   |  | PG 1 PG 2  | PG 1 PG 2                                    |                         |                                 |  |
|   |  | PG 3   | PG 3   |                         |                                 |  |
| Combination of door and drawers from <u>different</u> price groups                  |  |  |  |                         |                                 |  |
|   | <b>Starter unit</b> N°                   | <b>75 060 44</b>   | <b>72 060 44</b>                             | <b>95 713</b>           |                                 |  |
|   | <b>Add-on unit</b> N°                    | <b>75 060 45</b>   | <b>72 060 45</b>                             |                         |                                 |  |
|   |  | Basic price:   | Basic price:                                 |                         |                                 |  |
| Basic price + extra charge<br>Extra charges see separate table                      |  |  |  |                         |                                 |  |
|  | <b>Width 60 cm</b>                       | <b>W60 H223 D62</b>  | <b>W60 H240 D62</b>                          |                         |                                 |  |
|   | 1 door<br>right hand facing<br>3 drawers | You will find complete wardrobes with/without drawers in our programme concept me 200. |  |                         |                                 |  |
| Combination of door and drawers from the <u>same</u> price group                    |  |  |  |                         |                                 |  |
|   | <b>Starter unit</b> N°                   | <b>75 061 24</b>   | <b>72 061 24</b>                             | <b>95 713</b>           |                                 |  |
|   | <b>Add-on unit</b> N°                    | <b>75 061 25</b>   | <b>72 061 25</b>                             |                         |                                 |  |
|   |  | PG 1 PG 2  | PG 1 PG 2                                    |                         |                                 |  |
|   |  | PG 3   | PG 3   |                         |                                 |  |
| Combination of door and drawers from <u>different</u> price groups                  |  |  |  |                         |                                 |  |
|   | <b>Starter unit</b> N°                   | <b>75 061 44</b>   | <b>72 061 44</b>                             | <b>95 713</b>           |                                 |  |
|   | <b>Add-on unit</b> N°                    | <b>75 061 45</b>   | <b>72 061 45</b>                             |                         |                                 |  |
|   |  | Basic price:   | Basic price:                                 |                         |                                 |  |
| Basic price + extra charge<br>Extra charges see separate table                      |  |  |  |                         |                                 |  |
|  | <b>Right end panel</b>                   |  |  |                         |                                 |  |
|   | N°                                       | H223 D60<br>1.6 cm thick<br><b>99 095 60</b>   | H240 D60<br>1.6 cm thick<br><b>99 092 60</b> |                         |                                 |  |

Extra charges for „concept me 100“ wardrobes for a combination of doors and drawers from different price groups:

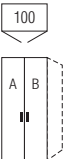
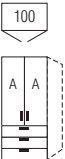

| Extra charge ...  | in PG 1 | in PG 2 | in PG 3 | Item no. |
|---|---------|---------|---------|----------|
| ... for each short 50 cm resp. 60 cm door above the drawers for height 223 and 240 cm | 0,-     |         |         | 95 689   |
| ... for 50 cm resp. 60 cm drawers (3 pc.)   | 0,-     |         |         | 95 630   |

For the wide range of colours please refer to the „Programme overview concept me 100“.

All drawers are partially extendable and self-retracting with soft close effect  
Fully extendable for an extra charge

**Width 100 cm**

Drawer height H3 = approx. 25 cm

| Hinged door planning wardrobes   |    | Height 223 cm  | Height 240 cm  | Extra ch. 1             | Extra ch. 2                     |  |
|--|----|--|--|-------------------------|---------------------------------|--|
| With soft stop<br>Internal depth 58 cm   |    |  |  | for fully extendable DR | for handles from handle range 2 |  |
|  <p><b>Width 100 cm</b></p> <p>2 doors<br/>1 door A left<br/>1 door B right</p> |    | <b>W100 H223 D62</b>   | <b>W100 H240 D62</b>                                   |                         |                                 |  |
|  |    | You will find complete wardrobes with/without drawers in our programme concept me 200. |  |                         |                                 |  |
| Combination of doors A + B from the <u>same</u> price group  |    |  |  |                         |                                 |  |
| <b>Starter unit</b> N°<br><b>Add-on unit</b> N°  |    | <b>75 100 20</b><br><b>75 100 21</b><br>PG 1      PG 2                                 | <b>72 100 20</b><br><b>72 100 21</b><br>PG 1      PG 2 |                         | <b>95 602</b>                   |  |
|  |    | PG 3   | PG 3   |                         |                                 |  |
| Combination of doors A + B from different price groups   |    |  |  |                         |                                 |  |
| <b>Starter unit</b> N°<br><b>Add-on unit</b> N°  |    | <b>75 100 40</b><br><b>75 100 41</b><br>Basic price:                                   | <b>72 100 40</b><br><b>72 100 41</b><br>Basic price:   |                         | <b>95 602</b>                   |  |
| Basic price + extra charge<br>Extra charges see separate table   |    |  |  |                         |                                 |  |
|  <p><b>Width 100 cm</b></p> <p>2 doors<br/>2 doors A<br/>3 drawers</p>        |    | <b>W100 H223 D62</b>   | <b>W100 H240 D62</b>                                   |                         |                                 |  |
|  |    | You will find complete wardrobes with/without drawers in our programme concept me 200. |  |                         |                                 |  |
| Combination of doors and drawers from the <u>same</u> price group  |    |  |  |                         |                                 |  |
| <b>Starter unit</b> N°<br><b>Add-on unit</b> N°  |    | <b>75 100 24</b><br><b>75 100 25</b><br>PG 1      PG 2                                 | <b>72 100 24</b><br><b>72 100 25</b><br>PG 1      PG 2 | <b>95 713</b>           |                                 |  |
|  |    | PG 3   | PG 3   |                         |                                 |  |
| Combination of doors and drawers from <u>different</u> price groups  |    |  |  |                         |                                 |  |
| <b>Starter unit</b> N°<br><b>Add-on unit</b> N°  |    | <b>75 100 44</b><br><b>75 100 45</b><br>Basic price:                                   | <b>72 100 44</b><br><b>72 100 45</b><br>Basic price:   | <b>95 713</b>           |                                 |  |
| Basic price + extra charge<br>Extra charges see separate table   |    |  |  |                         |                                 |  |
|  <p><b>Right end panel</b></p>  | N° | H223 D60<br>1.6 cm thick<br><b>99 095 60</b>   | H240 D60<br>1.6 cm thick<br><b>99 092 60</b>           |                         |                                 |  |

Extra charges for „concept me 100“ wardrobes for a combination of doors and drawers from different price groups:

| Extra charge ...  | in PG 1 | in PG 2 | in PG 3 | Item no. |
|---|---------|---------|---------|----------|
| ... for each full-length 50 cm resp. 60 cm door for height 223 and 240 cm             | 0,-     |         |         | 95 680   |
| ... for each short 50 cm resp. 60 cm door above the drawers for height 223 and 240 cm | 0,-     |         |         | 95 689   |
| ... for 100 cm resp. 120 cm drawers (3 pc.)   | 0,-     |         |         | 95 631   |

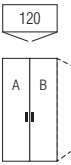
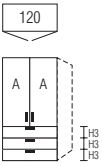



For the wide range of colours please refer to the „Programme overview concept me 100“.

All drawers are partially extendable and self-retracting with soft close effect  
Fully extendable for an extra charge

**Width 120 cm**

Drawer height H3 = approx. 25 cm

| Hinged door planning wardrobes  |    | Height 223 cm  | Height 240 cm                                | Extra ch. 1             | Extra ch. 2                     |  |
|---|----|--|--|-------------------------|---------------------------------|--|
| With soft stop<br>Internal depth 58 cm  |    |  |  | for fully extendable DR | for handles from handle range 2 |  |
|  <p>Width 120 cm</p> <p>2 doors<br/>1 door A left<br/>1 door B right</p> |    | <b>W120 H223 D62</b>   | <b>W120 H240 D62</b>                         |                         |                                 |  |
|   |    | You will find complete wardrobes with/without drawers in our programme concept me 200. |  |                         |                                 |  |
| Combination of doors A + B from the <u>same</u> price group   |    |  |  |                         |                                 |  |
| Starter unit N°   |    | <b>75 120 20</b>   | <b>72 120 20</b>                             |                         | <b>95 602</b>                   |  |
| Add-on unit N°  |    | <b>75 120 21</b>   | <b>72 120 21</b>                             |                         |                                 |  |
|   |    | PG 1 PG 2  | PG 1 PG 2                                    |                         |                                 |  |
|   |    | PG 3   | PG 3   |                         |                                 |  |
| Combination of doors A + B from different price groups  |    |  |  |                         |                                 |  |
| Starter unit N°   |    | <b>75 120 40</b>   | <b>72 120 40</b>                             |                         | <b>95 602</b>                   |  |
| Add-on unit N°  |    | <b>75 120 41</b>   | <b>72 120 41</b>                             |                         |                                 |  |
| Basic price + extra charge<br>Extra charges see separate table  |    | Basic price:   | Basic price:                                 |                         |                                 |  |
|  <p>Width 120 cm</p> <p>2 doors<br/>2 doors A<br/>3 drawers</p>        |    | <b>W120 H223 D62</b>   | <b>W120 H240 D62</b>                         |                         |                                 |  |
|   |    | You will find complete wardrobes with/without drawers in our programme concept me 200. |  |                         |                                 |  |
| Combination of doors and drawers from the <u>same</u> price group   |    |  |  |                         |                                 |  |
| Starter unit N°   |    | <b>75 120 24</b>   | <b>72 120 24</b>                             | <b>95 713</b>           |                                 |  |
| Add-on unit N°  |    | <b>75 120 25</b>   | <b>72 120 25</b>                             |                         |                                 |  |
|   |    | PG 1 PG 2  | PG 1 PG 2                                    |                         |                                 |  |
|   |    | PG 3   | PG 3   |                         |                                 |  |
| Combination of doors and drawers from <u>different</u> price groups   |    |  |  |                         |                                 |  |
| Starter unit N°   |    | <b>75 120 44</b>   | <b>72 120 44</b>                             | <b>95 713</b>           |                                 |  |
| Add-on unit N°  |    | <b>75 120 45</b>   | <b>72 120 45</b>                             |                         |                                 |  |
| Basic price + extra charge<br>Extra charges see separate table  |    | Basic price:   | Basic price:                                 |                         |                                 |  |
|  <p>Right end panel</p>  | N° | H223 D60<br>1.6 cm thick<br><b>99 095 60</b>   | H240 D60<br>1.6 cm thick<br><b>99 092 60</b> |                         |                                 |  |

Extra charges for „concept me 100“ wardrobes for a combination of doors and drawers from different price groups:

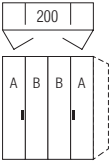

| Extra charge ...  | in PG 1 | in PG 2 | in PG 3 | Item no. |
|---|---------|---------|---------|----------|
| ... for each full-length 50 cm resp. 60 cm door for height 223 and 240 cm             | 0,-     |         |         | 95 680   |
| ... for each short 50 cm resp. 60 cm door above the drawers for height 223 and 240 cm | 0,-     |         |         | 95 689   |
| ... for 100 cm resp. 120 cm drawers (3 pc.)   | 0,-     |         |         | 95 631   |

**Panorama planning wardrobes with folding doors**

For the wide range of colours please refer to the „Programme overview concept me 100“.

Back panels, 5 mm thick

**Width 200 cm**

| Folding door planning wardrobes   |  | Height 223 cm  | Height 240 cm  | Extra ch. 1             | Extra ch. 2                     |
|---|--|--|--|-------------------------|---------------------------------|
| Internal depth 58 cm  |  |  |  | for fully extendable DR | for handles from handle range 2 |
|  <p><b>Width 200 cm</b></p> <p>4 doors<br/>2 doors A le+ri<br/>2 doors B in the centre</p> |  | <b>W200 H223 D62</b><br><br>You will find complete wardrobes with/without drawers in our programme concept me 200. | <b>W200 H240 D62</b>                                   |                         |                                 |
| Combination of doors A + B from the <u>same</u> price group   |  | <b>85 200 20</b><br><b>85 200 21</b><br>PG 1      PG 2   | <b>82 200 20</b><br><b>82 200 21</b><br>PG 1      PG 2 |                         | <b>95 602</b>                   |
| Combination of doors A + B from different price groups  |  | <b>85 200 40</b><br><b>85 200 41</b><br>Basic price:   | <b>82 200 40</b><br><b>82 200 41</b><br>Basic price:   |                         | <b>95 602</b>                   |
| Basic price + extra charge<br>Extra charges see separate table  |  |  |  |                         |                                 |
|  <p><b>Right end panel</b></p>   |  | H223 D60<br>1.6 cm thick<br><b>99 095 60</b>   | H240 D60<br>1.6 cm thick<br><b>99 092 60</b>           |                         |                                 |
| Please note:<br>You may <b>not</b> plan a <b>unit with a projecting drawer block or storage doors</b> directly next to a panorama wardrobe with folding doors.              |  |  |  |                         |                                 |

**Opening aid for folding doors****Opening aid for folding doors (set of 2)**

1 x for folding door pair with left hand facing  
1 x for folding door pair with right hand facing  
for easy movement of the folding doors  
to be mounted le+ri inside the wardrobe

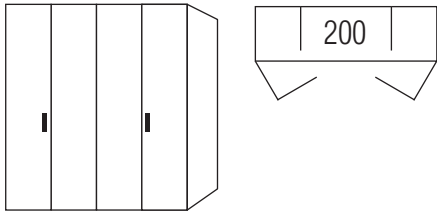
N°

**91 089 00**

| Price groups      |  |
|-------------------|--|
| Price group PG 1: | Decors   |
| Price group PG 2: | Ristretto nutwood, high-gloss, glossy glasses, crystal mirror, grey mirror |
| Price group PG 3: | Frosted glasses  |

Extra charges for „concept me 100“ wardrobes for a combination of doors from different price groups:


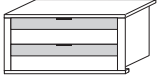
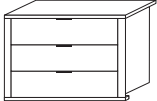
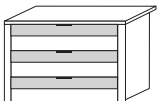
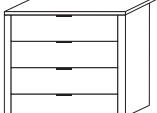
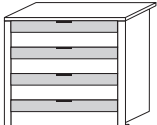
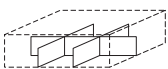
| Extra charge ...  | in PG 1 | in PG 2 | in PG 3 | Item no. |
|---|---------|---------|---------|----------|
| ... for each full-length 50 cm resp. 60 cm door for height 223 and 240 cm | 0,-     |         |         | 95 680   |

**Accessories for 200 cm folding door panorama wardrobes**

All drawers are partially extendable and self-retracting with soft close effect  
Fully extendable for an extra charge

Drawer interior finish  
Twist linen look


All wooden parts are available in imit. birch (Z1) or Twist linen look (X1); please specify in the order notes.

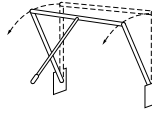
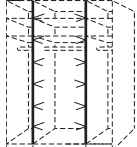
| Panorama wardrobe accessories  |    |  |
|--|----|--|
| <b>For mid-section of 200 cm panorama units</b>  |    |  |
| Can be used as standing and suspended element  |    | W98 H43 D50  |
|  <b>Interior drawers WOODLINE</b><br>2 drawers with wooden front handles frosted alum.          | N° | <b>91 208 10</b>                                   |
| Can be used as standing and suspended element  |    | W98 H43 D50  |
|  <b>Interior drawers GLASSLINE</b><br>2 drawers with glass/wooden front handles frosted alum.   | N° | <b>91 238 10</b>                                   |
| Can only be used as standing element   |    | W98 H63 D50  |
|  <b>Interior drawers WOODLINE</b><br>3 drawers with wooden front handles frosted alum.        | N° | <b>91 223 10</b>                                   |
| Can only be used as standing element   |    | W98 H63 D50  |
|  <b>Interior drawers GLASSLINE</b><br>3 drawers with glass/wooden front handles frosted alum. | N° | <b>91 273 10</b>                                   |
| Can only be used as standing element   |    | W98 H82 D50  |
|  <b>Interior drawers WOODLINE</b><br>4 drawers with wooden front handles frosted alum.        | N° | <b>91 209 10</b>                                   |
| Can only be used as standing element   |    | W98 H82 D50  |
|  <b>Interior drawers GLASSLINE</b><br>4 drawers with glass/wooden front handles frosted alum. | N° | <b>91 239 10</b>                                   |
|  <b>Drawer divider</b><br>in TWIST linen look for interior drawers WOODLINE and GLASSLINE     | N° | W87 H9,5 D44<br>8 compartments<br><b>91 340 11</b> |

**Fully extendable drawers available for an additional charge:**

All drawers are supplied with partial drawer extension as standard, but can be supplied as fully extendable drawers for an additional charge.

| Additional charge for fully extendable version... | Price | Item no.      |
|---|-------|---------------|
| ... for units with 2 drawers                      |       | <b>95 912</b> |
| ... for units with 3 drawers                      |       | <b>95 913</b> |
| ... for units with 4 drawers                      |       | <b>95 914</b> |

| Panorama wardrobe accessories  |    |                  |
|--|----|------------------|
| <b>For 200 cm panorama units</b>   |    |                  |
|  |    | W48 D50          |
|  <b>Shelf for outer unit</b><br>set of 1<br>22 mm thick   | N° | <b>92 054 00</b> |
|  |    | W3x48 D50        |
|  <b>Shelves for outer unit</b><br>set of 3<br>22 mm thick | N° | <b>92 056 00</b> |
|  |    | W98 D50          |
|  <b>Shelf for middle unit</b><br>22 mm thick           | N° | <b>92 011 00</b> |

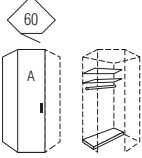
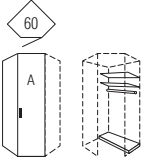
| Panorama wardrobe accessories   |    |   |
|---|----|---|
| <b>For mid-section of 200 cm panorama units</b>   |    |   |
|   |    | W78-98 H87  |
|  <b>Swing-down rail</b><br>chrome hanging rail<br>movable<br>max. loading 10 kg                                   | N° | <b>91 085 00</b>  |
|  <b>LED light-band*</b><br>(set of 2)<br>with sensor control<br>for framing of the sides of the 100 cm mid-section | N° | for wardrobe height 223 cm<br>length 2 x 212 cm<br><b>97 311 00</b> |
| *LED light-band (A+; BEL104-Wessel)<br>with unexchangeable lamps, activation via sensor control   | N° | for wardrobe height 240 cm<br>length 2 x 229 cm<br><b>97 312 00</b> |

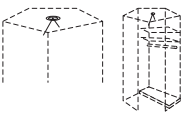

| Opening aid for folding doors  |    |                  |
|--|----|------------------|
| <b>For mid-section of 200 cm panorama units</b>  |    |                  |
| <b>Opening aid for folding doors (set of 2)</b><br>1 x for folding door pair with left hand facing<br>1 x for folding door pair with right hand facing<br>for easy movement of the folding doors to be mounted le+ri inside the wardrobe | N° | <b>91 089 00</b> |

For the wide range of colours please refer to the „Programme overview concept me 100“.

Back panels, 5 mm thick

## Corner unit

| 60 cm corner unit with 1 door  |                 | Height 223 cm  | Height 240 cm  | Extra ch. 1             | Extra ch. 2                     |  |
|--|-----------------|--|--|-------------------------|---------------------------------|--|
| With soft stop   |                 |  |  | for fully extendable DR | for handles from handle range 2 |  |
|  <p>1 door<br/>left hand facing</p>   |                 | H223 D62<br>angle widths 106x106<br>req. space 110x110 | H240 D62<br>angle widths 106x106<br>req. space 110x110 |                         |                                 |  |
|  | Starter unit N° | <b>75 930 20</b>                                       | <b>72 930 20</b>                                       |                         | <b>95 601</b>                   |  |
|  | Add-on unit N°  | <b>75 930 21</b>                                       | <b>72 930 21</b>                                       |                         |                                 |  |
|  |                 | PG 1 PG 2  | PG 1 PG 2  |                         |                                 |  |
|  |                 | PG 3   | PG 3   |                         |                                 |  |
|  <p>1 door<br/>right hand facing</p>   |                 | H223 D62<br>angle widths 106x106<br>req. space 110x110 | H240 D62<br>angle widths 106x106<br>req. space 110x110 |                         |                                 |  |
|  | Starter unit N° | <b>75 931 20</b>                                       | <b>72 931 20</b>                                       |                         | <b>95 601</b>                   |  |
|  | Add-on unit N°  | <b>75 931 21</b>                                       | <b>72 931 21</b>                                       |                         |                                 |  |
|  |                 | PG 1 PG 2  | PG 1 PG 2  |                         |                                 |  |
|  |                 | PG 3   | PG 3   |                         |                                 |  |
| <p>When using <b>60 cm corner units</b>, due to design factors an <b>additional spacer strip</b> in body colour will be added on the left and right side of the corner unit.<br/>These spacer strips (width 4 cm) will be supplied automatically, no extra order required.</p> |                 |  |  |                         |                                 |  |
| <p>Please note:<br/><b>60 cm corner wardrobes cannot be placed separately, but only between two other wardrobes.</b></p>   |                 |  |  |                         |                                 |  |

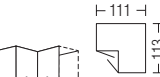

| Accessories for 60 cm corner unit   |    |                                    | Accessories for 60 cm corner unit   |    |  |
|---|----|------------------------------------|---|----|--|
|  <p>LED interior lighting* with sensor control</p> | N° | <p>ø 7</p> <p><b>97 161 00</b></p> |  <p>Interior mirror for self installation on the back panel or inside the door</p> | N° | <p><b>W37 H87</b></p> <p><b>99 016 00</b></p>  |
|   |    |                                    |   | N° | <p><b>W38 H179</b></p> <p><b>99 015 00</b></p> |

\*LED interior lighting (A++; BEL103-Koch) with unexchangeable lamp, activation via sensor control

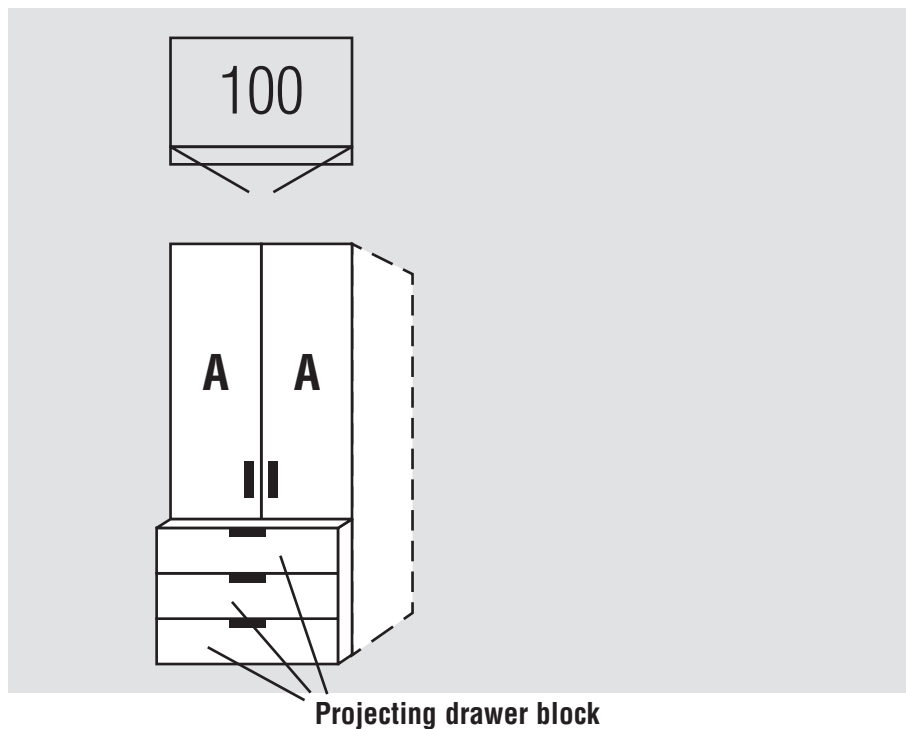
**For the wide range of colours please refer to the „Programme overview concept me 100“.**

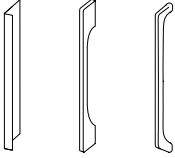
**Back panels, 5 mm thick**

## Corner unit

| 90° corner solution with 2 doors   |  | Height 223 cm  | Height 240 cm  | Extra ch. 1                       | Extra ch. 2                               |
|--|--|--|--|-----------------------------------|---|
| Angle widths 111x113 cm  |  |  |  | for <b>fully</b><br>extendable DR | for handles from<br><b>handle range 2</b> |
| <br>2 doors<br>2 doors A  |  | H223 D62   | H240 D62   |                                   |   |
| <b>Starter unit</b> N°<br><b>Add-on unit</b> N°  |  | <b>75 910 20</b><br><b>75 910 21</b><br>PG 1      PG 2 | <b>72 910 20</b><br><b>72 910 21</b><br>PG 1      PG 2 |                                   | <b>95 601</b>                             |
|  |  | PG 3   | PG 3   |                                   |   |
| <br><b>Right end panel</b>   |  | H223 D60<br>1.6 cm thick<br><b>99 095 60</b>           | H240 D60<br>1.6 cm thick<br><b>99 092 60</b>           |                                   |   |
| Please note:<br>You can only plan an unit with a projecting drawer block, an unit with storage doors or an unit with one door and handle in the door joint (direction corner) <b>on one side (!) (i.e. left <u>OR</u> right)</b> directly next to a 90° corner unit; therefor a planning of the above mentioned units on <b>the left <u>and</u> right side</b> of a 90° corner unit is not possible. |  |  |  |                                   |   |

[illegible]

**Hinged door planning wardrobes with projecting drawer block****Hinged door planning wardrobe**Height: **223/240 cm**Depth/internal depth: **71/58 cm**Width: **100 cm****Interior finish imitation birch resp.  
Twist linen look****NEU 2020!****Back panels, 5 mm thick****Wardrobe interior**  
in our **ACCESSORIES** programme**Interior of each  
wardrobe unit  
height 223/240 cm:  
2 shelves  
1 hanging rail**

| 1. Please select the colour of the doors A:   | 2. Please select the colour of the drawers:  | 3. Please select the type of drawers:   |
|---|--|---|
| <b>Price group PG 1</b><br><b>P9</b> Polar white<br><b>S9</b> Silk grey<br><b>Y1</b> Frosted terra<br><b>L1</b> Basalt<br><b>Q9</b> Imitation Jackson oak<br><b>M1</b> Imitation Sonoma oak<br><b>B1</b> Imitation platinum oak<br><b>U9</b> Imitation Riviera oak<br><b>A1</b> Imitation macadamia nutwood<br><b>C9</b> Imitation dark chocolate oak<br><br><b>Price group PG 2</b><br><b>N1</b> Imitation Ristretto nutwood<br><br><b>G23</b> High-gloss white<br><b>G25</b> High-gloss magnolia<br><br><b>G28</b> White glass<br><b>G71</b> Glass silk grey<br><b>G76</b> Fango glass<br><b>G98</b> Basalt glass<br><b>G79</b> Cristal mirror (on door in body colour)<br><b>G57</b> Grey mirror (on door in body colour)<br><br><b>Price group PG 3</b><br><b>G129</b> Frosted white glass<br><b>G134</b> Frosted glass silk grey | <b>Price group PG 1</b><br><b>P9</b> Polar white<br><b>S9</b> Silk grey<br><b>Y1</b> Frosted terra<br><b>L1</b> Basalt<br><b>Q9</b> Imitation Jackson oak<br><b>M1</b> Imitation Sonoma oak<br><b>B1</b> Imitation platinum oak<br><b>U9</b> Imitation Riviera oak<br><b>A1</b> Imitation macadamia nutwood<br><b>C9</b> Imitation dark chocolate oak<br><br><b>Price group PG 2</b><br><b>N1</b> Imitation Ristretto nutwood<br><br><b>G23</b> High-gloss white<br><b>G25</b> High-gloss magnolia<br><br><b>G28</b> White glass*<br><b>G71</b> Glass silk grey*<br><b>G76</b> Fango glass*<br><b>G98</b> Basalt glass*<br><b>G57</b> Grey mirror*<br><br><b>Price group PG 3</b><br><b>G129</b> Frosted white glass*<br><b>G134</b> Glass silk grey*<br><br><i>*If you select the <u>drawers with glass panel</u> the side panels of the drawer block will be supplied in the <u>matching colour decor</u>.<br/> If you select the <u>drawers with mirrored panel</u> the side panels of the drawer block will be supplied in the <u>body colour</u>.</i> | <b>TG</b> Partially extendable drawers (standard)<br><b>VG</b> Fully extendable drawers (for an extra charge)<br><br><b>4. Please select the body colour:</b><br><b>P9</b> Polar white<br><b>S9</b> Silk grey<br><b>Y1</b> Frosted terra<br><b>L1</b> Basalt<br><b>Q9</b> Imitation Jackson oak<br><b>M1</b> Imitation Sonoma oak<br><b>B1</b> Imitation platinum oak<br><b>U9</b> Imitation Riviera oak<br><b>A1</b> Imitation macadamia nutwood<br><b>C9</b> Imitation dark chocolate oak<br><br><b>5. Please select the interior colour:</b><br><b>Z1</b> Imitation birch*<br><b>X1</b> Twist linen look<br><br><i>*Even when the interior colour imit. birch is selected, the <u>drawers</u> will be supplied with an <u>interior finish in</u> <u>Twist linen look</u>.</i><br><br><b>6. Please select the handle version and colour:</b><br><br>For details of handle range, see page 2<br><br><br><b>148    152K    153</b> |

**Hinged door planning wardrobes with projecting drawer block**

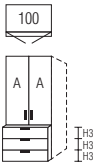

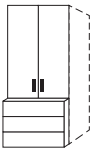
For the wide range of colours please refer to the „Programme overview concept me 100“.

All drawers are partially extendable and self-retracting with soft close effect  
Fully extendable for an extra charge

Drawer height H3 = approx. 25 cm

**Width 100 cm**

Back panels, 5 mm thick

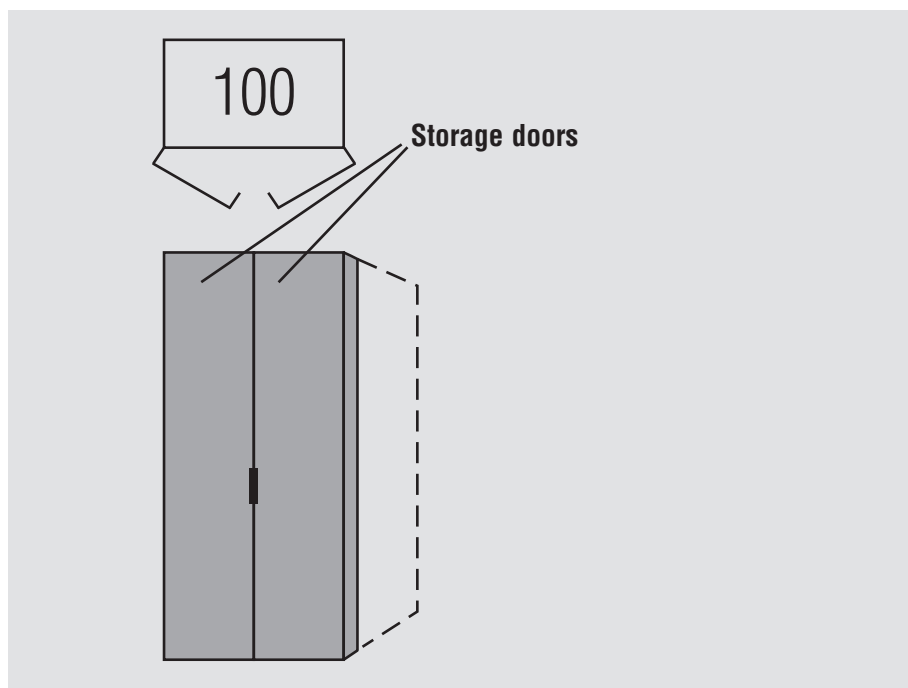
| Hinged door planning wardrobes   | Height 223 cm  | Height 240 cm  | Extra ch. 1             | Extra ch. 2                     | Extra ch. 3                 |
|--|--|--|-------------------------|---------------------------------|-----------------------------|
| With soft stop<br>Internal depth 58 cm   |  |  | for fully extendable DR | for handles from handle range 2 | Drawer block with lighting* |
|  <p><b>Width 100 cm</b></p> <p>2 doors<br/>2 doors A<br/>3 drawers</p>  | <p><b>W100 H223 D71</b></p> <p>You will find complete wardrobes with drawer block in our programme concept me 220.</p> | <p><b>W100 H240 D71</b></p>  |                         |                                 |                             |
| Combination of doors A and drawers from the <u>same</u> price group  | <p><b>Starter unit</b> N° <b>75 100 26</b><br/><b>Add-on unit</b> N° <b>75 100 27</b></p> <p>PG 1      PG 2</p>        | <p><b>72 100 26</b><br/><b>72 100 27</b></p> <p>PG 1      PG 2</p> | <b>95 713</b>           |                                 | <b>95 691</b>               |
| Combination of doors A and drawers from <u>different</u> price groups  | <p><b>Starter unit</b> N° <b>75 100 46</b><br/><b>Add-on unit</b> N° <b>75 100 47</b></p> <p>Basic price:</p>          | <p><b>72 100 46</b><br/><b>72 100 47</b></p> <p>Basic price:</p>   | <b>95 713</b>           |                                 | <b>95 691</b>               |
| Basic price + extra charge<br>Extra charges see separate table   |  |  |                         |                                 |                             |
|  <p><b>Right end panel</b></p>  | <p>H223 D60<br/>1.6 cm thick</p> <p>N° <b>99 095 60</b></p>  | <p>H240 D60<br/>1.6 cm thick</p> <p><b>99 092 60</b></p>           |                         |                                 |                             |
|  <p><b>Drawers without handles:</b></p> <p>The projecting panels at the top or sides of the drawer block allow the <b>drawers</b> to be opened <b>even if no handles</b> have been fitted, i.e. the selected drawer handles will be supplied but need not be mounted.</p> |  |  |                         |                                 |                             |

\*Dimmable LED light-band (A+; BEL130-Wessel) with unexchangeable lamps, activation via remote control

| Price groups      |  |
|-------------------|--|
| Price group PG 1: | Decors   |
| Price group PG 2: | Ristretto nutwood, high-gloss, glossy glasses, crystal mirror, grey mirror |
| Price group PG 3: | Frosted glasses  |

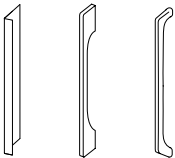

Extra charges for „concept me 100“ wardrobes for a combination of doors and drawers from different price groups:

| Extra charge ...  | in PG 1 | in PG 2 | in PG 3 | Item no. |
|---|---------|---------|---------|----------|
| ... for each short 50 cm door above the drawers for height 223 and 240 cm | 0,-     |         |         | 95 689   |
| ... for 100 cm drawers (3 pc.)  | 0,-     |         |         | 95 631   |

**Hinged door planning wardrobes with storage doors****Hinged door planning wardrobe**Height: **223/240 cm**Depth/internal depth: **71/58 cm**Width: **100 cm**Interior finish imitation birch resp.  
Twist linen look**NEU 2020!**

Back panels, 5 mm thick

Wardrobe interior  
in our **ACCESSORIES** programmeInterior of each  
wardrobe unit  
height 223/240 cm:  
**2 shelves**  
**1 hanging rail**

| 1. Pls select the colour of the storage doors:  | 2. Please select the body colour:  | 4. Please select the handle version and colour:   |
|---|--|---|
| <b>Price group PG 1</b><br><b>P9</b> Polar white<br><b>S9</b> Silk grey<br><b>Y1</b> Frosted terra<br><b>L1</b> Basalt<br><b>Q9</b> Imitation Jackson oak<br><b>M1</b> Imitation Sonoma oak<br><b>B1</b> Imitation platinum oak<br><b>U9</b> Imitation Riviera oak<br><b>A1</b> Imitation macadamia nutwood<br><b>C9</b> Imitation dark chocolate oak   | <b>P9</b> Polar white<br><b>S9</b> Silk grey<br><b>Y1</b> Frosted terra<br><b>L1</b> Basalt<br><b>Q9</b> Imitation Jackson oak<br><b>M1</b> Imitation Sonoma oak<br><b>B1</b> Imitation platinum oak<br><b>U9</b> Imitation Riviera oak<br><b>A1</b> Imitation macadamia nutwood<br><b>C9</b> Imitation dark chocolate oak | <b>Handle range 1 (standard)</b><br><br><b>148 152K 153</b>    |
| <b>Price group PG 2</b><br><b>N1</b> Imitation Ristretto nutwood<br><br><b>G23</b> High-gloss white<br><b>G25</b> High-gloss magnolia<br><br><b>G28</b> White glass*<br><b>G71</b> Glass silk grey*<br><b>G76</b> Fango glass*<br><b>G98</b> Basalt glass*<br><b>G79</b> Crystal mirror*<br><b>G57</b> Grey mirror*   | <b>3. Please select the interior colour:</b><br><b>Z1</b> Imitation birch<br><b>X1</b> Twist linen look  | <b>Handle range 2 (for an extra charge)</b><br><br><b>152L</b> |
| <b>Price group PG 3</b><br><b>G129</b> Frosted white glass*<br><b>G134</b> Frosted glass silk grey*<br><br><i>*If you select the storage doors with glass panel, the storage doors incl. the side panels will be supplied in the matching colour decor.<br/>If you select the storage doors with mirrored panel, the storage doors incl. the side panels will be supplied in the body colour.</i> |  | For details of handle range, see page 2   |

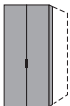



## Hinged door planning wardrobes with storage doors

**For the wide range of colours please refer to the „Programme overview concept me 100“.**

**Back panels, 5 mm thick**

**Width 100 cm**

| Hinged door planning wardrobes  |  | Height 223 cm  | Height 240 cm  | Extra ch. 1 | Extra ch. 2                        |  |
|---|--|--|--|-------------|------------------------------------|--|
| With soft stop<br>Internal depth 58 cm  |  |  |  |             | for handles from<br>handle range 2 |  |
| <div><div>100</div></div> <div>Width 100 cm</div> <div>2 doors<br/>2 storage doors</div> | <b>W100 H223 D71</b><br><br>You will find complete wardrobes with storage doors in our programme concept me 230. | <b>W100 H240 D71</b>   |  |             |                                    |  |
|   | <div>Starter unit N°</div> <div>Add-on unit N°</div>   | <div><b>75 100 28</b><br/><b>75 100 29</b></div> <div>PG 1PG 2</div> | <div><b>72 100 28</b><br/><b>72 100 29</b></div> <div>PG 1PG 2</div> |             | <b>95 601</b>                      |  |
|   |  | <div>PG 3</div>  | <div>PG 3</div>  |             |                                    |  |
| <div></div> <div>Right end panel</div>  | <div>N°</div> <div><b>99 095 60</b></div>  | <div>H223 D60<br/>1.6 cm thick</div> <div><b>99 095 60</b></div>     | <div>H240 D60<br/>1.6 cm thick</div> <div><b>99 092 60</b></div>     |             |                                    |  |

[illegible]

**Basic equipment of storage doors**

On the rear of the left storage door:

2 x storage trays with acrylic glass covers

set of 4 metal hooks

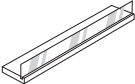

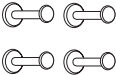

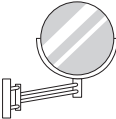
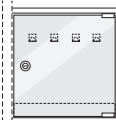

On the rear of the right storage door:

3 x storage trays with acrylic glass covers

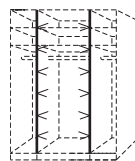
1 metal rod (for scarves, shawls etc.)

The internal frames of the storage doors and the wooden parts of the accessory items are always supplied in the corresponding interior colours birch or Twist.

**Accessories for storage doors****To be mounted on the back of storage doors**

|   |  |    |                                  |
|---|--|----|----------------------------------|
|    | <b>Storage tray</b><br>1 piece<br>wooden shelf (16 mm)<br>with acrylic glass<br>cover  | N° | W36 H6 D8,5<br><b>91 246 00</b>  |
|   |  |    | length 2 x 8 cm                  |
|    | <b>Metal hooks</b><br>set of 2<br>frosted aluminium  | N° | <b>91 669 00</b>                 |
|   |  |    | length 4 x 8 cm                  |
|  | <b>Metal hooks</b><br>set of 4<br>frosted aluminium  | N° | <b>91 661 00</b>                 |
|   |  |    | length 36 cm                     |
|  | <b>Metal rod</b><br>frosted aluminium<br>for scarves, shawls<br>etc.   | N° | <b>91 240 00</b>                 |
|  | <b>Crystal mirror with<br/>chrome holder</b><br>round (ø 19 cm)<br>front: M standard<br>rear: magnified mirror<br>(3x)               | N° | W27 H25<br><b>91 663 00</b>      |
|   |  |    |                                  |
|  | <b>Lockable interior<br/>compartment</b><br>with Parsol glass door<br>le/ri in anthracite<br>with cylinder lock<br>and 4 metal hooks | N° | W36 H37 D8,5<br><b>91 247 00</b> |
|  | <b>Grey mirror</b><br>for self-assembly<br>on the rear of the<br>storage door  | N° | W25 H78<br><b>99 043 00</b>      |

Please note:  
Due to design constraints the interior drawers from  
our ACCESSORIES programme cannot be used for  
units with storage doors.

**LED light-band****To be mounted on the left and right inside  
the unit with storage doors**

**LED light-band\***  
(set of 2)  
with sensor control

\*LED light-band (A+; BEL104-Wessel)  
with unexchangeable lamps, activation  
via sensor control

for wardrobe height 223 cm  
length 2 x 212 cm

N° **97 311 00**

for wardrobe height 240 cm  
length 2 x 229 cm

N° **97 312 00**

**Internal lighting****To be mounted under storage tray**

**LED interior lighting\***  
frosted aluminium  
with sensor control  
and magnetic holder  
recharg. battery, incl.  
USB charging cable

N° **97 632 00**

\*LED lighting (BEL138-Wessel) with unexchangeable lamps, activation via  
motion sensor

### Add-on coat rack

**Please specify your choice of colour:**

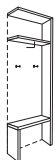
|           |                       |           |                              |
|-----------|-----------------------|-----------|------------------------------|
| <b>P9</b> | Polar white           | <b>M1</b> | Imitation Sonoma oak         |
| <b>S9</b> | Silk grey             | <b>B1</b> | Imitation platinum oak       |
| <b>Y1</b> | Frosted terra         | <b>U9</b> | Imitation Riviera oak        |
| <b>L1</b> | Basalt                | <b>A1</b> | Imitation macadamia nutwood  |
| <b>Q9</b> | Imitation Jackson oak | <b>C9</b> | Imitation dark chocolate oak |

### Add-on coat rack

**Height 223 cm**

**Height 240 cm**

**As end unit on the left and/or right side  
of hinged, folding and sliding door wardrobes**



### Add-on coat rack

1 top board (32 mm)  
1 shelf (32 mm)  
1 clothes-hanger  
holder, 2 metal hooks  
1 bench

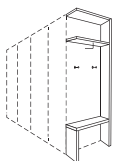
Nº

W20 H223 D60

**45 215 00**

W20 H240 D60

**45 212 00**



### Accessories for add-on coat rack



### Additional metal hooks

set of 2  
frosted aluminium

Nº

length 2 x 8 cm

**91 669 00**

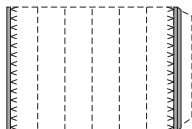


### Pelmet and passe partout panels for hinged and folding door wardrobes

### Ordering information for pelmets and passe partout panels

**All concept me 100 planning wardrobes can be fitted with optional passe partout panels on the left and right and/or with pelmets.**

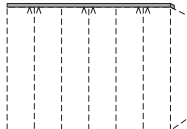
**The following three versions are available:**



**Version A:**


**Passe partout panels left + right only,  
without pelmet**

without permit  
passe partout panels without/with LED light-band



**Version B:**

**Top pelmet only,  
without passe partout panels left + right**  
pelmet without/with LED lighting




**Version C:**

**Top pelmet and**  
**passe partout panels left + right**  
pelmet without/with LED lighting,  
passe partout panels without/with LED light-band

**Please specify your choice of colour:**

|           |                       |           |                              |
|-----------|-----------------------|-----------|------------------------------|
| <b>P9</b> | Polar white           | <b>M1</b> | Imitation Sonoma oak         |
| <b>S9</b> | Silk grey             | <b>B1</b> | Imitation platinum oak       |
| <b>Y1</b> | Frosted terra         | <b>U9</b> | Imitation Riviera oak        |
| <b>L1</b> | Basalt                | <b>A1</b> | Imitation macadamia nutwood  |
| <b>Q9</b> | Imitation Jackson oak | <b>C9</b> | Imitation dark chocolate oak |

**Version A: Passe partout panels left + right only, without pelmet**

| Passe partout panels  |    | for wardrobe H 223 cm |                      | for wardrobe H 240 cm |                      |
|---|----|-----------------------|----------------------|-----------------------|----------------------|
| For framing of the sides of the whole wardrobe combination                          |    | without lighting      | with LED light-band* | without lighting      | with LED light-band* |
|  | N° | W2x1,6 H223 D10       | W2x1,6 H223 D10      | W2x1,6 H240 D10       | W2x1,6 H240 D10      |
|   |    | <b>98 005 01</b>      | <b>98 005 02</b>     | <b>98 002 01</b>      | <b>98 002 02</b>     |

\*Dimmable LED light-band (A+; BEL122-Wessel) with unexchangeable lamps, activation via remote control

|   | 1 | 2 | 3 | 4 |
|---|---|---|---|---|
| 1 |   |   |   |   |
| 2 |   |   |   |   |
| 3 |   |   |   |   |
| 4 |   |   |   |   |
| 5 |   |   |   |   |

**Pelmet and passe partout panels for hinged and folding door wardrobes****Please specify your choice of colour:**

|                                 |  |
|---------------------------------|--|
| <b>P9</b> Polar white           | <b>M1</b> Imitation Sonoma oak         |
| <b>S9</b> Silk grey             | <b>B1</b> Imitation platinum oak       |
| <b>Y1</b> Frosted terra         | <b>U9</b> Imitation Riviera oak        |
| <b>L1</b> Basalt                | <b>A1</b> Imitation macadamia nutwood  |
| <b>Q9</b> Imitation Jackson oak | <b>C9</b> Imitation dark chocolate oak |

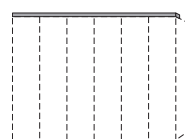
**Version B: Top pelmet only, without passe partout panels left + right****Order information for pelmets**

1. All planning elements can be fitted with a pelmet, either with or without integrated lighting, on request. Pelmets come as one-piece units for each wardrobe section (a, b, c); maximum length = 390 cm.
2. Calculating the correct price of the pelmet:  
The total length of the pelmet is calculated by addition of the individual element widths in the plan. The total length (rounded up to the full metre) multiplied by the price of item no. 98000 (see on the right) gives the total price for the pelmet for the whole plan.

**Pelmet**

Available in all wardrobe body colours

Price per started metre

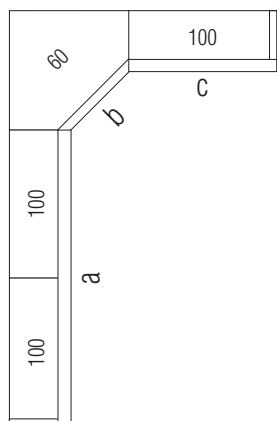


37 mm thick

N°

**98 000**

Wardrobe height incl. pelmet: 227/244 cm  
Wardrobe depth incl. pelmet: 64 cm

**Information on price calculating and ordering of pelmets****Sample price determination and order information for the pelmet of the corner combination shown here**

Determining the total length of the pelmet:

3 x 100 cm unit = **3 m**

+

1 x 60 cm corner unit = **0.6 m**Total length = 3 m + 0.6 m = **3.60 m**You only have to order **1 x item no. 98000 (see above)**.i.e. **4 x the price for item no. 98000** gives the total price for the pelmet.**Example 2:**If, for example, the total length comes to 2.80 m, the price of the pelmet will be **the price of item No. 98000 x 3**.**Order information for pelmet lighting**

1. The pelmet can also be equipped with integrated lighting on request, additional charge applies.
2. Please order the lighting set with the number of lamps you require and indicate the position of the bulbs (sketch).

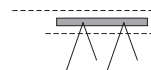
Width of the lamp: approx. 22 cm

Minimum distance between 2 bulbs: 5 cm

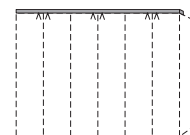
Maximum no. per pelmet: 6 bulbs

Recommended position for lighting set: Central over a door or central over a pair of doors

In the absence of more detailed information, our technical service department will determine the optimum position for the integrated lighting solution in the planned wardrobe arrangement.

**Pelmet lighting**

integrated LED  
pelmet lighting\*  
width 22 cm  
2.4 watt



\*Dimmable LED lighting (A+; BEL131-Koch) with unexchangeable lamps, activation via remote control

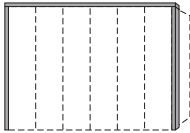
| Extra charge for lighting... | Price | Item no.  |
|------------------------------|-------|-----------|
| ... set of 1                 |       | 95 976 01 |
| ... set of 2                 |       | 95 976 02 |
| ... set of 3                 |       | 95 976 03 |
| ... set of 4                 |       | 95 976 04 |
| ... set of 5                 |       | 95 976 05 |
| ... set of 6                 |       | 95 976 06 |
| ... set of 7                 |       | 95 976 07 |

**Pelmet and passe partout panels for hinged and folding door wardrobes****Please specify your choice of colour:**

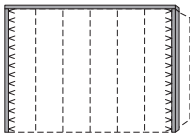
|                                 |  |
|---------------------------------|--|
| <b>P9</b> Polar white           | <b>M1</b> Imitation Sonoma oak         |
| <b>S9</b> Silk grey             | <b>B1</b> Imitation platinum oak       |
| <b>Y1</b> Frosted terra         | <b>U9</b> Imitation Riviera oak        |
| <b>L1</b> Basalt                | <b>A1</b> Imitation macadamia nutwood  |
| <b>Q9</b> Imitation Jackson oak | <b>C9</b> Imitation dark chocolate oak |

**Version C: Top pelmet and passe partout panels left + right**

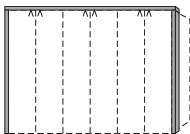
Please read the "Order information for pelmets" and "Order information for pelmet lighting" on the previous page.

**Version C1**pelmet without lighting,  
passe partout panels without lighting

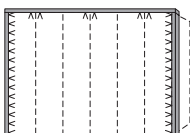
| composed of:  | Price | Item no.         |
|---|-------|------------------|
| <b>Pelmet: Price per started metre (see previous page)</b>                              |       | <b>98 000</b>    |
| <b>+ passe partout panels left and right without lighting for height 223 and 240 cm</b> |       | <b>95 660 05</b> |

**Version C2**pelmet without lighting,  
passe partout panels left and right  
with LED light-band\*\*

| composed of:   | Price | Item no.         |
|--|-------|------------------|
| <b>Pelmet: Price per started metre (see previous page)</b>                                 |       | <b>98 000</b>    |
| <b>+ passe partout panels left and right with LED light-band for height 223 and 240 cm</b> |       | <b>95 661 05</b> |

**Version C3**pelmet with LED lighting\*,  
passe partout panels without lighting

| composed of:  | Price | Item no.         |
|---|-------|------------------|
| <b>Pelmet: Price per started metre (see previous page)</b>                              |       | <b>98 000</b>    |
| <b>+ additional charge for LED pelmet lighting as ...</b>                               |       |                  |
| ... set of 1  |       | <b>95 976 01</b> |
| ... set of 2  |       | <b>95 976 02</b> |
| ... set of 3  |       | <b>95 976 03</b> |
| ... set of 4  |       | <b>95 976 04</b> |
| ... set of 5  |       | <b>95 976 05</b> |
| ... set of 6  |       | <b>95 976 06</b> |
| ... set of 7  |       | <b>95 976 07</b> |
| <b>+ passe partout panels left and right without lighting for height 223 and 240 cm</b> |       | <b>95 660 05</b> |

**Version C4**pelmet with LED lighting\*,  
passe partout panels left + right  
with LED light-band\*\*

| composed of:   | Price | Item no.         |
|--|-------|------------------|
| <b>Pelmet: Price per started metre (see previous page)</b>   |       | <b>98 000</b>    |
| <b>+ passe partout panels left and right with LED light-band in combination with LED pelmet lighting as...</b> |       |                  |
| ... set of 1   |       | <b>95 977 01</b> |
| ... set of 2   |       | <b>95 977 02</b> |
| ... set of 3   |       | <b>95 977 03</b> |
| ... set of 4   |       | <b>95 977 04</b> |
| ... set of 5   |       | <b>95 977 05</b> |
| ... set of 6   |       | <b>95 977 06</b> |
| ... set of 7   |       | <b>95 977 07</b> |

\*Dimmable LED lighting (A+; BEL131-Koch) with unexchangeable lamps, activation via remote control

\*\*Dimmable LED light-band (A+; BEL122-Wessel) with unexchangeable lamps, activation via remote control