

Arias

Programme summary



Traverse system

Height: **240 cm**

Depth: **47 cm**

Width: **40/50/60/80 cm**

Matching **chests** in our programmes

AKARO and **-ALEGRO2**

[illegible]

Arias

ARIAS traverse system for dressing rooms · Plan it yourself!

With the ARIAS traverse system for dressing rooms, furnishing ideas can be compiled and equipped as required. Plan as follows:

1 Traverses

Please note the required number of traverses, depending on the selected width subdivision (40/50/60/80 cm).

2 Shelves/ hanging rails

Specify the number of desired shelves and hanging rails.

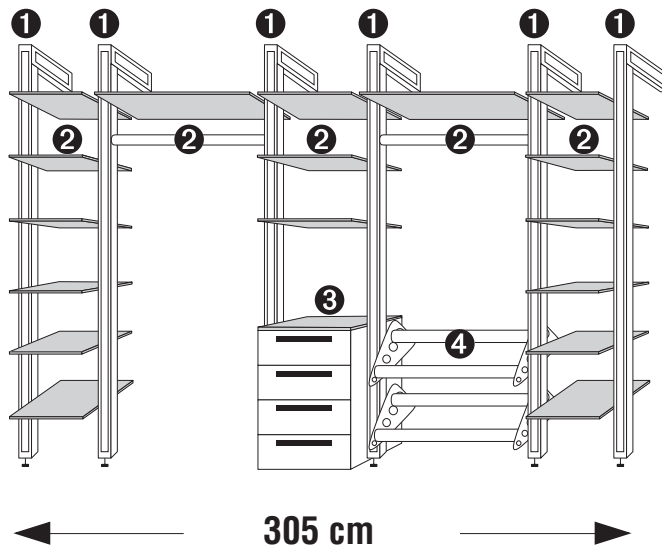
3 Chests

Matching chests with drawers and doors are available in four widths and eight heights in our chest systems AKARO and ALEGRO2.

4 Accessories

Add a finishing touch to the planned wardrobe set with practical accessories (e.g. coat hooks, shoe rack).

Planning example 1 for traverse system for dressing rooms

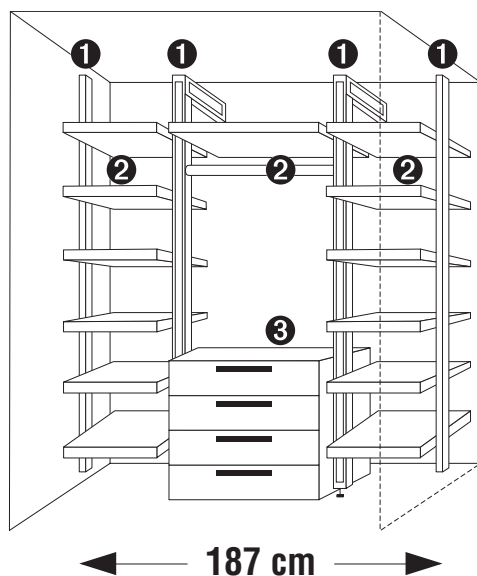


Planning example 1

For the illustrated planning example the following parts are required:

- ① 6 x traverse
- ② 12 x 40 cm glass shelf
3 x 50 cm glass shelf
2 x 80 cm glass shelf
2 x 80 cm hanging rail
- ③ 1 x chest with 4 drawers
in width 50 cm from our
ALEGRO2 chest system
- ④ 2 x 80 cm shoe rack

Planning example 2 for traverse system for dressing rooms



Planning example 2

For the illustrated planning example the following parts are required:

- ① 2 x end strip for wall
2 x traverse
- ② 12 x 50 cm wooden shelf
possibility for reduction in width
1 x 80 cm wooden shelf
1 x 80 cm hanging rail
- ③ 1 x chest with 4 drawers
in width 80 cm from our
ALEGRO2 chest system



Matching chests for all widths are available in our chest systems AKARO and ALEGRO2.

Arias

Traverse - Shelves

Range
ARIAS-G15


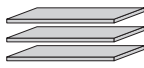
Finish
Frosted aluminium

Traverse		Height 240 cm	
With adjustable legs max. +1.2 cm			In order to ensure the required stability and safety, the traverses must be fixed to the wall and to the floor.
	N°	W3,0 H240 D28 99 622	Reduced height: The aluminium traverse is delivered in a standard height of 240 cm. During assembly it can be shortened as required. If your planning session begins and/or ends up against a wall (ex.: a built-in niche element), an end strip for the wall can be used as first or last element instead of a traverse (see following page).

traverse
frosted aluminium

Range
ARIAS-G91

Version
Safety glass anthracite



Glass shelves		Width 40 cm	Width 50 cm	Width 60 cm	Width 80 cm
To be mounted between two traverses					
	N°	W39,5 D47 92 701	W49,5 D47 92 711	W59,4 D47 92 731	W79,0 D47 92 761
	N°	W3x39,5 D47 92 703	W3x49,5 D47 92 713	W3x59,4 D47 92 733	W3x79,0 D47 92 763

shelf of
safety glass
set of 1
8 mm thick

shelves of
safety glass
set of 3
8 mm thick

Range
ARIAS-P9
ARIAS-L1
ARIAS-M1

Finish
Polar white
Basalt
Imitation Sonoma oak

Wooden shelves		Width 40 cm	Width 50 cm	Width 60 cm	Width 80 cm
To be mounted between two traverses					
	N°	W39,5 D47 93 701	W49,5 D47 93 711	W59,4 D47 93 731	W79,0 D47 93 761
	N°	W3x39,5 D47 93 703	W3x49,5 D47 93 713	W3x59,4 D47 93 733	W3x79,0 D47 93 763

wooden shelf
set of 1
25 mm thick

wooden shelves
set of 3
25 mm thick

Reduced in width: wooden shelves

All wooden shelves can be reduced in width if desired.

		Extra charge per shelf	
	N°	95 133	


reduced in width
wooden shelves



Arias

Hanging rails · Accessories

Range
ARIAS-G15

Finish
Frosted aluminium

Hanging rails		Width 40 cm	Width 50 cm	Width 60 cm	Width 80 cm
To be mounted between two traverses					
		length 40 cm	length 50 cm	length 60 cm	length 79 cm
N°		92 954	92 955	92 956	92 958
hanging rail frosted aluminium					

Coat hook			Shoe rack		
To be mounted on the traverse			To be mounted between two traverses		
	N°	length 24 cm		N°	W79 H13 D19
		91 066			91 067
coat hook frosted aluminium			shoe rack frosted aluminium		

End strip for the wall			
Possibility for reduction in height			
<div><div></div><div>N°</div><div>end strip for the wall frosted aluminium</div></div>		W1,5 H230 99 628	
If your planning session begins and/or ends up against a wall (ex.: a built-in niche element), an end strip for the wall can be used as first or last element instead of a traverse (see planning example 2).			

Range
ARIAS-G15

Frame
Frosted aluminium

Wall mirror				
To be mounted on the wall				



Matching chests for all widths are available in our chest systems AKARO and ALEGRO2.